

HM_U1TP
1-WAY CASSETTE

> NEW



The Toshiba innovative Slim-Line 1-Way Cassette is easy to install and suitable for small size offices such as the reception rooms of healthcare cabinets.

Design

- Elegant white panel design to match any type of interiors.

Flexibility

- 150mm chassis height adapted to ceilings with restricted void space
- Embedded drain pump for enhanced system reliability and simplified installation.

Comfort

- Low noise level down to 30 dB(A) for quiet operation
- 5-speed fan operation for perfect air flow management.

SCOP MAX



4.10
A+

CAPACITY





2.5kW > 4kW

OPERATION



-15°C > +46°C

Advanced air filtration solutions available as an option to help create healthy working spaces.



INDOOR UNITS


RAV-HM301U1TP-E
RAV-HM401U1TP-E

DI



OUTDOOR UNITS

RAV-GM302ATP-E
RAV-GM402ATP-E



REMOTE CONTROLS

RBC-AX33UYP-E

RBC-AWSU52-E
RBC-AMSU52-E
RBC-AMTU31-E
RBC-ASCU11-E

COMPACT 1-WAY CASSETTE

COMPACT 1-WAY CASSETTE Performance data with Digital Inverter Series 2 1Ph

Outdoor unit		RAV-GM302ATP-E	RAV-GM402ATP-E
Indoor unit (4-way Cassette)		RAV-HM301U1TP-E	RAV-HM401U1TP-E
Cooling capacity	kW	2.50	3.60
Cooling range (min. - max.)	kW	0.90 - 3.00	0.90 - 4.00
Power input (min. - rated - max.)	kW C	0.19 - 0.69 - 0.92	0.23 - 1.13 - 1.40
EER	W/W	3.62	3.19
SEER		6.20	6.00
Energy efficiency class	C	A++	A+
Seasonal electricity consumption	kWh/a C	141	210
Heating capacity	kW	3.40	4.00
Heating range (min. - max.)	kW	0.80 - 4.50	0.80 - 5.00
Power input (min. - rated - max.)	kW H	0.16 - 1.03 - 1.50	0.18 - 1.32 - 2.00
COP	W/W	3.30	3.03
SCOP		4.10	4.00
Energy efficiency class	H	A++	A+
Seasonal electricity consumption	kWh/a H	888	945

COMPACT 1-WAY CASSETTE Physical data indoor

Indoor unit		RAV-HM301U1TP-E	RAV-HM401U1TP-E
Air Flow (H/L)	m ³ /h - l/s	520/310 - 291/217	540/290 - 341/225
Sound pressure level (H-M-L)	dB(A)	39-35-30	40-36-30
Sound power level (H-M-L)	dB(A)	54-49-45	55-51-45
Dimensions (HxWxD)	mm	150 x 990 x 450	150 x 990 x 450
Weight	kg	13	13
Panel		RBC-UY32P-E	
Panel dimensions (HxWxD)	mm	30 x 1220 x 530	30 x 1220 x 530
Panel weight	kg	4.0	4.0

C: cooling mode
H: heating mode