

Model name:

**BMS-IFKX0TLR-E**

## Safety instructions

### WARNING

Follow carefully these safety and installation instructions. Improper work may lead to serious harmful for your health and also may damage seriously the interface and/or the Air-conditioning unit.

- This interface must be installed by accredited technical personnel (electrician, installer, or technical personnel) and following all the safety instructions.
- Before manipulating the Air-conditioning unit, be sure it is completely disconnected from Mains power.
- Do not modify the unit. (A fire or an electric shock may occur)
- This interface must only be installed in a restricted access location by user.
- Do not install the unit in any of the following places.
  - Humid or wet place
  - Dusty place
  - Place exposed to direct sunlight
  - Place where there is a TV set or radio within one meter
  - Place exposed to rain (outdoors, under eaves, etc.)
- Use predefined cable and connect them certainly. Keep the connecting terminal free from external force. It may cause an exothermic or a fire.
- Strip the insulation from the cable that connects to the connector (KNX and A B bus) following the dimensions shown in the diagram below.
- When connecting the cable to the connector (KNX and A B bus), ensure the core wires do not protrude from the connector.
- Use two-core cabtyre cable.
- Disconnect the KNX bus from power before manipulate it and connect it to the interface.
- To prevent EMC disturbances, ensure that there is a safety separation (SELV) of the connected signal cables (including possible extensions) from the other voltage carrying devices and cables.
- Use KNX Certified Power Supply Unit.

## Installation instructions

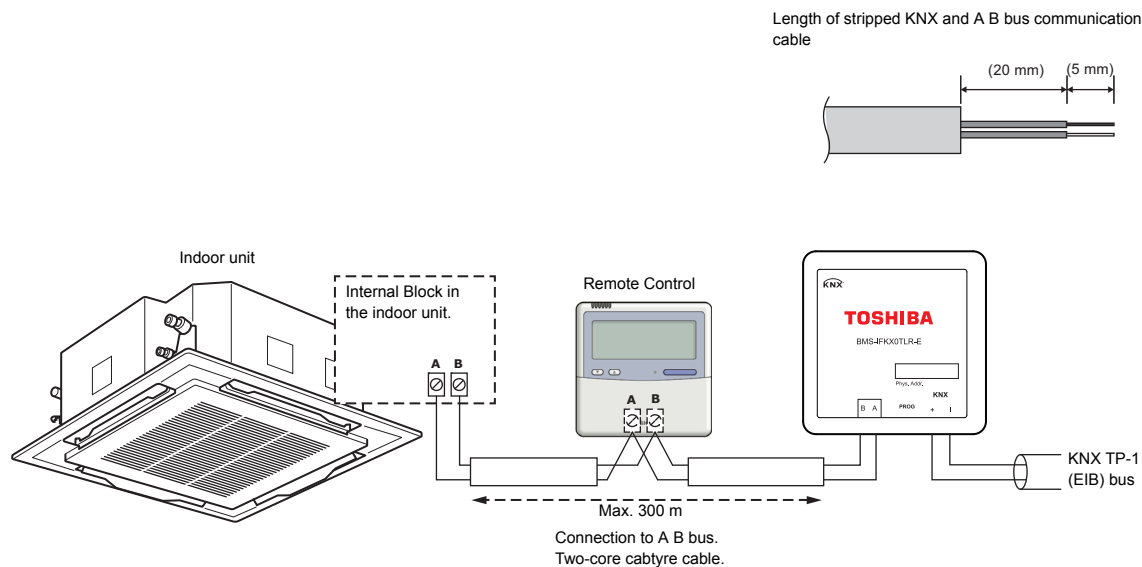
- Disconnect the Indoor unit from Mains Power.
- Disconnect the power supply of the KNX bus.
- Connect the connection cable between the interface and the Indoor unit following the instructions of the diagram below.
- Connect the KNX bus to the connector KNX of the interface. Respect the polarity.
- Close the Indoor unit and reconnect it to Mains Power.
- Reconnect power supply to the KNX bus.
- Follow the instructions on the user's manual for configuring and commissioning the interface. See below how to obtain the user's manual and the ETS database.

### NOTE

The cable used for connection of BMS-IFKX0TLR-E to A B bus can be any two-core cabtyre cable, the maximum distance for bus A B is 300 meters, consult the manual of the Air-conditioning for more details.

### IMPORTANT:

- Use only one remote controller. A sub-remote controller cannot be connected when connecting this interface.

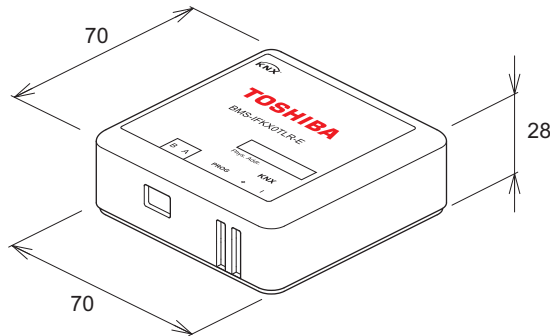


### NOTE

In its place there is a pair of cables to connect the Remote Controller. Use these cables to connect the AB bus. Check your Air-Conditioning user or service manual for more information.

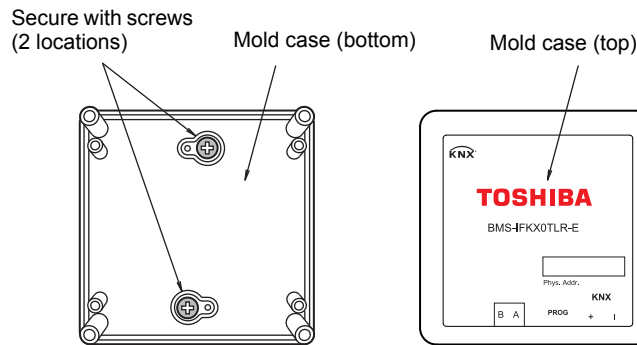
## Dimensions

External dimensions



## Wall mount

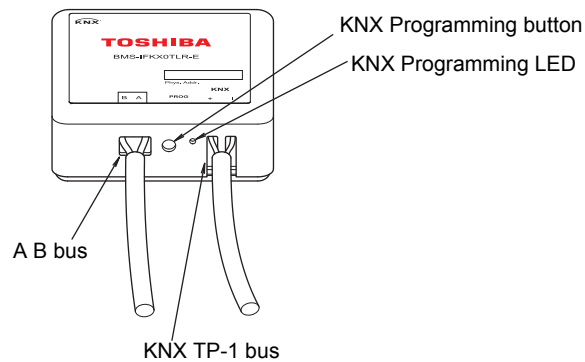
During installation, secure the metal plate and mold case (bottom) together with screws.  
After wiring, attach the mold case (top), install the metal plate cover, and secure with a screw.



### NOTE

When installing the interface on the plane surface instead of mounting it on the wall and securing with screws, secure the unit with double-sided adhesive tape or similar stuff.

## Connections



电器电子产品有害物质声明

1. 环保使用期限标识的说明



环保使用期限标识是根据《电器电子产品有害物质限制使用管理办法》以及《电子电气产品有害物质限制使用标识要求》(SJ/T 11364) 制定的, 适用于中国境内销售的电器电子产品的标识。

只要按照安全及使用说明内容在正常使用电器电子产品情况下, 从生产日期算起, 在此期限内产品中含有的有害物质不致发生外泄或突变, 不致对环境造成严重污染或对其人身、财产造成严重损害。

产品正常使用后, 要废弃在环保使用年限内或者刚到年限的产品, 请根据国家标准采取适当的方法进行处置。

另外, 此期限不同于质量 / 功能的保证期限。

The Mark and Information are applicable for People's Republic of China only.

2. 有害物质表示表

<产品中有害物质的名称及含量>						
部件名称	有害物质					
	铅 (Pb)	汞 (Hg)	镉 (Cd)	六价铬 (Cr(VI))	多溴联苯 (PBB)	多溴二苯醚 (PBDE)
塑料件	○	○	○	○	○	○
印刷电路板组件	✘	○	○	○	○	○
螺钉、垫片等紧固件	○	○	○	○	○	○

本表格依据SJ/T 11364的规定编制。  
○ : 表示该有害物质在该部品所有均质材料中的含量在GB/T 26572的限量要求之下。  
✘ : 表示该有害物质至少在该部品的某一均质材料中的含量超出了GB/T 26572规定的限量要求。  
This information is applicable for People's Republic of China only.

注: 请将本申明与产品其他说明文件一同妥善保管。

产品出厂合格

**TOSHIBA CARRIER EUROPE S.A.S**

Route de Thil 01120 Montluel France

DEB2039101-1